

# PREMIER Series

## SOLSTICE™



**7'3" x 6'5" x 34" H**  
**315 Gallon Water Capacity**  
**455 lbs. Dry Weight | Waterfall**

## EXCURSION™



**7'3" x 6'5" x 34" H**  
**305 Gallon Water Capacity**  
**445 lbs. Dry Weight | Waterfall**

## ACCENT™



**6'9" x 5'3" x 33" H**  
**250 Gallon Water Capacity**  
**382 lbs. Dry Weight | Waterfall**



**We're equipped with Energy-Saving EcoFlow Technology!**

Our ultra-efficient spas are certified to the California Energy Commission (CEC) in accordance with California Law.


### SHELL COLORS | CABINET COLORS




Sand



Gray




Espresso



Taupe



Gray



Espresso

Digital LED Control | Multi-Color LED Light | Ozone-Ready | Safety Cover/Locking Clips | Synthetic Wood Siding | 1kw/4kw Heater 1.5 BHP, Two-Speed Pump Full Foam Insulation 230v Convertible



## PLUG-N-PLAY

Freeflow Spas can be plugged into any standard 110v outlet without any additional electrical requirements.

## CALISTOGA®



**6'6" R x 34" H**  
**260 Gallon Water Capacity**  
**388 lbs. Dry Weight | Whirlpool Jet**



LIVE, RELAX AND ENJOY.™

freeflowspas.com

©2014 Watkins Manufacturing Corporation, 1280 Park Center Drive, Vista, CA. 92081. Specifications subject to change without notice.

PN 62887 RevB

# SPORT Series

## MONTEREY™



7'3" x 6'5" x 34" H  
325 Gallon Water Capacity  
376 lbs. Dry Weight | Waterfall

## AZURE™



6'9" x 5'3" x 33" H  
250 Gallon Water Capacity  
334 lbs. Dry Weight | Waterfall



## TRISTAR™



6' x 6' x 31" H  
205 Gallon Water Capacity  
302 lbs. Dry Weight

## CASCINA®



5'2" x 5'10" x 33" H  
215 Gallon Water Capacity  
276 lbs. Dry Weight

## SHELL COLORS

Sand



Taupe



Espresso



**PLUG-N-PLAY**  
Plugs into any standard 115v outlet



Digital LED Control | Multi-Color LED Light  
Ozone-Ready | Safety Cover/Locking Clips  
1kw/4kw Heater | Full Foam Insulation  
1.5 BHP, Two-Speed Pump  
230v Convertible



LIVE, RELAX AND ENJOY.™

LIMITED WARRANTY *see dealer for details*

**PREMIER SERIES:** 5 Year Shell and Structure, 2 Year Parts, 1 Year Labor

**SPORT SERIES:** 5 Year Shell and Structure, 1 Year Parts, 1 Year Labor